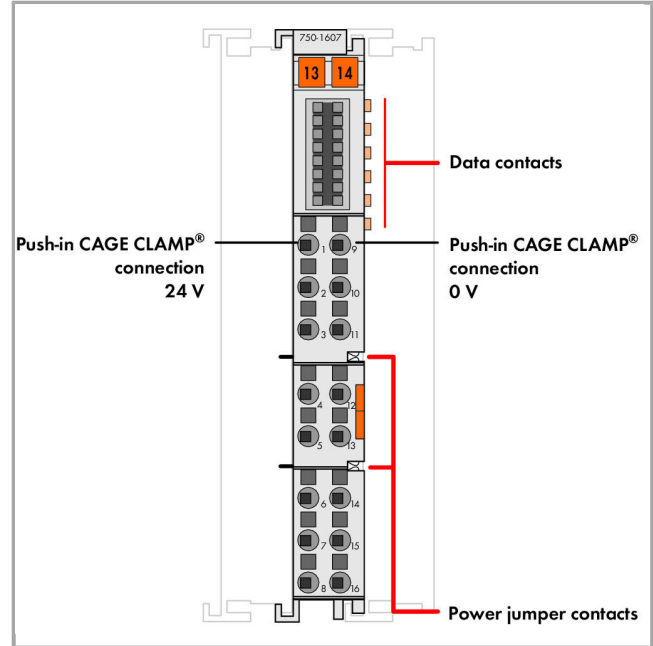

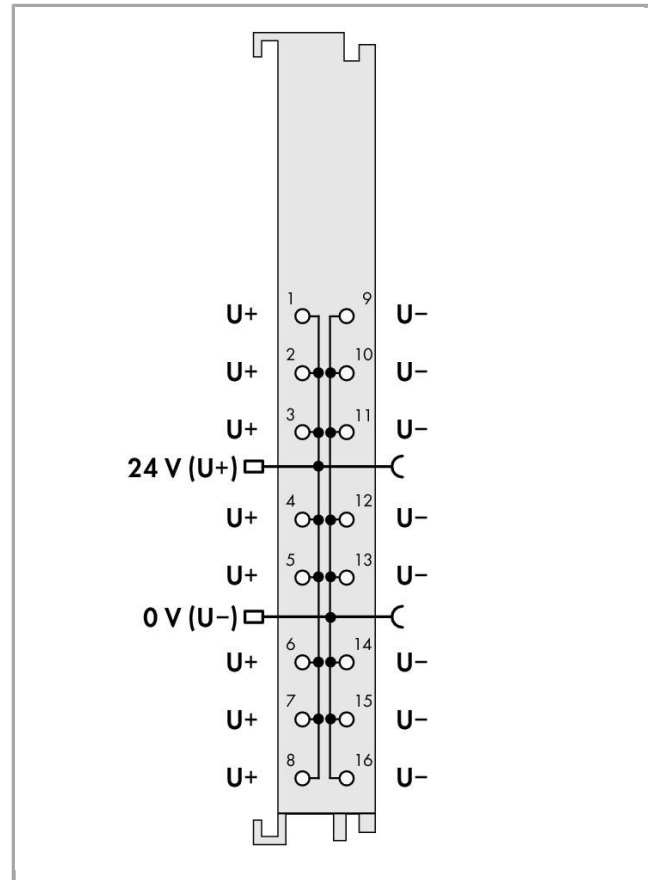
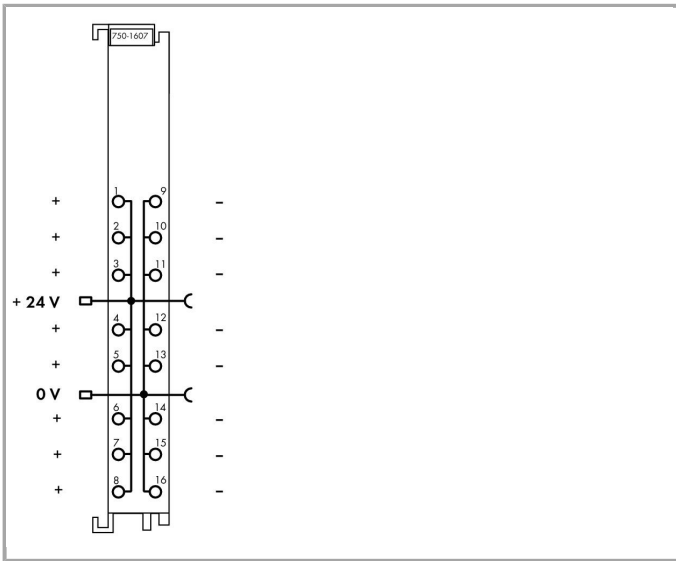


750-1607



RoHS Compliant

[BOMcheck.net](https://www.bomcheck.net)



Item description

WAGO's Field Side Connection Module provides in combination with the 750-1506 8-Channel Input/Output Module (also suitable for 8-channel modules with 1-wire connection) 24 V and 0 V to the inputs and outputs.

This eliminates the need for additional DIN-rail mount terminal blocks.

The 24 V supply and 0 V potential are derived from the internal power jumper contacts of an adjacent upstream I/O module. A connection of the potentials to the downstream I/O modules is made automatically via the power jumper contacts when snapping the I/O modules together. The 24 V and 0 V power is provided to each of the eight field side Push-in CAGE CLAMP® connections.

An operating tool with a 2.5 mm blade (210-719) is required to open the Push-in CAGE CLAMP® connections.

Data

Technical Data

| Type of signal | Voltage |
|--|---|
| System supply voltage | DC 5 V; via data contacts |
| System and sensor supply voltage |) |
| Field supply voltage | DC 24 V (-25 ... +30 %); über Leistungskontakte (Einspeisung über Messerkontakt; Weiterleitung über Federkontakt) |
| Number of incoming power jumper contacts | 2 |

| | |
|--|------|
| Number of outgoing power jumper contacts | 2 |
| Current carrying capacity of the power jumper contacts | 10 A |

Connection data

| | |
|-------------------------|--|
| Connection type (1) | Field supply |
| Solid conductor | 0.08 ... 1.5 mm ² / 28 ... 16 AWG |
| Fine-stranded conductor | 0.25 ... 1.5 mm ² / 22 ... 16 AWG |
| Strip length | 8 ... 9 mm / 0.31 ... 0.35 inch |
| Conductor type (1) | f-st |
| Conductor type (2) | s |
| Conductor type (1) | fine-stranded |
| Conductor type (2) | solid |

Geometrical Data

| | |
|---------------------------------------|----------------------|
| Width | 12 mm / 0.472 inch |
| Height | 69 mm / 2.717 inch |
| Height from upper-edge of DIN-35 rail | 61.8 mm / 2.433 inch |
| Depth | 100 mm / 3.937 inch |

Mechanical data

| | |
|------------------|-------------|
| Type of mounting | DIN-35 rail |
|------------------|-------------|

Material Data

| | |
|--------------------|------------------------------|
| Housing material | Polycarbonate, polyamide 6.6 |
| Fire load | 0.914 MJ |
| Weight | 42.5 g |
| Conformity marking | 1 |

Environmental Requirements

| | |
|---|---|
| Surrounding air (operating) temperature | 0 ... 55 °C |
| Surrounding air (storage) temperature | -40 ... 85 °C |
| Protection class | IP20 |
| Degree of pollution (5) | 2 per IEC 61131-2 |
| Operating altitude | 0 ... 2000 m |
| Mounting position | horizontal (standing/lying) or vertical |
| Relative air humidity (no condensation) | 95 % |
| Vibration resistance | 4g per IEC 60068-2-6 |
| Shock resistance | 15g per IEC 60068-2-27 |
| EMC immunity to interference | acc. to EN 61000-6-2, marine applications |
| EMC emission of interference | acc. to EN 61000-6-3, marine applications |

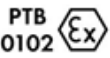


| | |
|--|---------------------------------------|
| Exposure to pollutants | Per IEC 60068-2-42 and IEC 60068-2-43 |
| Permissible H ₂ S contaminant concentration at a relative humidity 75 % | 10 ppm |
| Permissible SO ₂ contaminant concentration at a relative humidity 75 % | 25 ppm |

Commercial data


| | |
|--------------------|-----------------|
| Product Group | 15 (Remote I/O) |
| Country of origin | DE |
| GTIN | 4050821085683 |
| Customs Tariff No. | 85389091890 |

Approvals / Certificates


Ex-Approvals








| Logo | Approval | Additional Approval Text | Certificate name |
|--|--|--------------------------|-----------------------------------|
|  | ATEX TUEV Nord Cert GmbH | EN 60079-0 | TÜV 07 ATEX 554086 X en. |
|  | TUEV Nord TUEV Nord Cert GmbH | IEC 60079-0 | IECEX TUN 09.0001 X |
|  | UL Underwriters Laboratories Inc. (HAZARDOUS LOCATIONS) | ANSI/ISA 12.12.01 | E198726 Sec.1 |

Country specific Approvals


| Logo | Approval | Additional Approval Text | Certificate name |
|--|--------------------------------------|--------------------------|-----------------------------|
|  | KC National Radio Research Agency | Article 58-2, Clause 3 | MSIP- REM-W43- FSC750 |

Ship Approvals

| Logo | Approval | Additional Approval Text | Certificate name |
|--|------------------------------------|--------------------------|------------------|
|  | ABS American Bureau of Shipping | - | 19- HG1821926 |


| | | | |
|--|---|---|-----------------------|
|  | DNV GL Det Norske Veritas, Germanischer Lloyd | - | TAA0000194 |
|  | GL Germanischer Lloyd | - | 11 631 - 10 HH |
|  | KR Korean Register of Shipping | - | HMB05880- AC001 |
|  | LR Lloyds Register | - | 02/20026 (E5) |
|  | NK Nippon Kaiji Kyokai | - | TA17255M |
|  | PRS Polski Rejestr Statków | - | TE/2236 /880590/19 |
|  | RINA RINA Germany GmbH | - | ELE134212XG |


















UL-Approvals

















| Logo | Approval | Additional Approval Text | Certificate name |
|--|---|--------------------------|------------------|
|  | UL UL International Netherlands B.V. (ORDINARY LOCATIONS) | UL 508 | E175199 Sec.1 |


















Compatible products





shield connection

| | | |
|--|--|---------|
|  | Item no.: 790-108 Shield clamping saddle; 11 mm wide; diameter of compatible conductor | 790-108 |
|--|--|---------|

| | | |
|--|---|----------------------|
|  | Item no.: 790-116 Shield clamping saddle; 19 mm wide; diameter of compatible conductor; 7 ... 16 mm | 790-116 |
|  | Item no.: 790-124 Shield clamping saddle; 27 mm wide; diameter of compatible conductor; 6 ... 24 mm | 790-124 |
|  | Item no.: 790-140 Shield clamping saddle; diameter of compatible conductor | 790-140 |
|  | Item no.: 790-208 Shield clamping saddle; 12.4 mm wide; 3 ... 8 mm | 790-208 |
|  | Item no.: 790-216 Shield clamping saddle; 21.8 mm wide; 6 ... 16 mm | 790-216 |
|  | Item no.: 790-220 Shield clamping saddle; 30 mm wide; 6 ... 20 mm | 790-220 |
| Supply module | | |
|  | Item no.: 750-601 Power Supply; 24 VDC | 750-601 |
|  | Item no.: 750-602 Power Supply; 24 VDC | 750-602 |
|  | Item no.: 750-610 Power Supply; 24 VDC; fuse holder; Diagnostics | 750-610 |
|  | Item no.: 750-612 Power Supply; 0 ... 230 V AC/DC | 750-612 |
| Marking accessories | | |
|  | Item no.: 2009-145 Mini-WSB Inline; for Smart Printer; on reel; stretchable 5 - 5.2 mm; plain; snap-on type | 2009-145 |
|  | Item no.: 2009-145/000-002 Mini-WSB Inline; for Smart Printer; on reel; stretchable 5 - 5.2 mm; plain; snap-on type | 2009-145 /000-002 |
|  | Item no.: 2009-145/000-005 Mini-WSB Inline; for Smart Printer; on reel; stretchable 5 - 5.2 mm; plain; snap-on type | 2009-145 /000-005 |
|  | Item no.: 2009-145/000-006 Mini-WSB Inline; for Smart Printer; on reel; stretchable 5 - 5.2 mm; plain; snap-on type | 2009-145 /000-006 |
|  | Item no.: 2009-145/000-007 Mini-WSB Inline; for Smart Printer; on reel; stretchable 5 - 5.2 mm; plain; snap-on type | 2009-145 /000-007 |
|  | Item no.: 2009-145/000-012 Mini-WSB Inline; for Smart Printer; on reel; stretchable 5 - 5.2 mm; plain; snap-on type | 2009-145 /000-012 |
|  | Item no.: 2009-145/000-023 Mini-WSB Inline; for smartPRINTER; on reel; stretchable 5 - 5.2 mm; plain; snap-on type | 2009-145 /000-023 |

| | | |
|--|--|----------------------|
|  | Item no.: 2009-145/000-024 Mini-WSB Inline; for Smart Printer; on reel; stretchable 5 - 5.2 mm; plain; snap-on type | 2009-145 /000-024 |
|  | Item no.: 248-501 Miniature WSB Quick marking system; plain; Marker width 5 mm; 10 strips with 10 markers per card | 248-501 |
|  | Item no.: 248-501/000-002 Mini-WSB marking card; as card; not stretchable; plain; snap-on type | 248-501 /000-002 |
|  | Item no.: 248-501/000-005 Mini-WSB marking card; as card; not stretchable; plain; snap-on type | 248-501 /000-005 |
|  | Item no.: 248-501/000-006 Mini-WSB marking card; as card; not stretchable; plain; snap-on type | 248-501 /000-006 |
|  | Item no.: 248-501/000-007 Mini-WSB marking card; as card; not stretchable; plain; snap-on type | 248-501 /000-007 |
|  | Item no.: 248-501/000-012 Mini-WSB marking card; as card; not stretchable; plain; snap-on type | 248-501 /000-012 |
|  | Item no.: 248-501/000-017 Mini-WSB marking card; as card; not stretchable; plain; snap-on type | 248-501 /000-017 |
|  | Item no.: 248-501/000-023 Mini-WSB marking card; as card; not stretchable; plain; snap-on type | 248-501 /000-023 |
|  | Item no.: 248-501/000-024 Mini-WSB marking card; as card; not stretchable; plain; snap-on type | 248-501 /000-024 |
|  | Item no.: 750-103 Group marker carrier | 750-103 |
|  | Item no.: 750-107 Group marker carrier | 750-107 |
| Carrier rail | | |
|  | Item no.: 210-112 Steel carrier rail; 35 x 7.5 mm; 1 mm thick; 2 m long; slotted; according to EN 60715; "Hole width 25 mm | 210-112 |
|  | Item no.: 210-113 Steel carrier rail; 35 x 7.5 mm; 1 mm thick; 2 m long; unslotted; according to EN 60715 | 210-113 |
|  | Item no.: 210-114 Steel carrier rail; 35 x 15 mm; 1.5 mm thick; 2 m long; unslotted; similar to EN 60715 | 210-114 |
|  | Item no.: 210-115 Steel carrier rail; 35 x 7.5 mm; 1 mm thick; 2 m long; slotted; according to EN 60715; "Hole width 18 mm | 210-115 |
| | Item no.: 210-118 | |

| | | |
|--|---|---------|
|  | Steel carrier rail; 35 x 15 mm; 2.3 mm thick; 2 m long; unslotted; according to EN 60715 | 210-118 |
|  | Item no.: 210-196 Aluminum carrier rail; 35 x 8.2 mm; 1.6 mm thick; 2 m long; unslotted; similar to EN 60715 | 210-196 |
|  | Item no.: 210-197 Steel carrier rail; 35 x 15 mm; 1.5 mm thick; 2 m long; slotted; similar to EN 60715 | 210-197 |
|  | Item no.: 210-198 Copper carrier rail; 35 x 15 mm; 2.3 mm thick; 2 m long; unslotted; according to EN 60715 | 210-198 |
|  | Item no.: 210-504 Steel carrier rail; 35 x 7.5 mm; 1 mm thick; 2 m long; slotted; galvanized; according to EN 60715 | 210-504 |
|  | Item no.: 210-505 Steel carrier rail; 35 x 7.5 mm; 1 mm thick; 2 m long; unslotted; galvanized; according to EN 60715 | 210-505 |
|  | Item no.: 210-506 Steel carrier rail; 35 x 15 mm; 1.5 mm thick; 2 m long; unslotted; galvanized; similar to EN 60715 | 210-506 |
|  | Item no.: 210-508 Steel carrier rail; 35 x 15 mm; 1.5 mm thick; 2 m long; slotted; galvanized; similar to EN 60715 | 210-508 |
| tools | | |
|  | Item no.: 210-719 Operating tool with partially insulated shaft; Type 1, blade (2.5 x 0.4) mm | 210-719 |
| system box | | |
|  | Item no.: 850-804 IP65 enclosure; Stainless steel; WxHxD (400x123x200 mm); 4 x M20, 16 x M16, 28 x M12 cable grip | 850-804 |
|  | Item no.: 850-804/000-001 IP65 enclosure; Stainless steel; WxHxD (400x123x200 mm); 2 x M20, 13 x M16, 32 x M12 cable grip | 850-804 |
|  | Item no.: 850-805 IP65 enclosure; Stainless steel; WxHxD (600x123x200 mm); 4 x M20, 19 x M16, 67 x M12 cable grip | 850-805 |
|  | Item no.: 850-814/002-000 IP65 enclosure; Sheet steel (RAL 7035); WxHxD (200x120x200 mm); without flange plate | 850-814 |
|  | Item no.: 850-815/002-000 IP65 enclosure; Sheet steel (RAL 7035); WxHxD (300x120x200 mm); without flange plate | 850-815 |
|  | Item no.: 850-816/002-000 IP65 enclosure; Sheet steel (RAL 7035); WxHxD (400x120x200 mm); without flange plate | 850-816 |
|  | Item no.: 850-817/002-000 IP65 enclosure; Sheet steel (RAL 7035); WxHxD (600x120x200 mm); without flange plate | 850-817 |
|  | Item no.: 850-825 IP65 enclosure; Aluminium (RAL 7032); WxHxD (160x100x160 mm); 9 x M12, 4 x M20 | 850-825 |
| | Item no.: 850-826 | |

| | | | |
|--|--|----------|---------|
|  | IP65 enclosure; Aluminium (RAL 7032); WxHxD (240x100x160 mm); 4 x M20, 4 x M16, 14 x M12 cable grip | | 850-826 |
|  | Item no.: 850-826/002-000 IP65 enclosure; Aluminium (RAL 7035); WxHxD (240x100x160 mm); 4 x M20, 4 x M16, 14 x M12 cable grip | /002-000 | 850-826 |
|  | Item no.: 850-827 IP65 enclosure; Aluminium (RAL 7032); WxHxD (320x100x160 mm); 4 x M20, 8 x M16, 17 x M12 cable grip | | 850-827 |
|  | Item no.: 850-827/002-000 IP65 enclosure; Aluminium (RAL 7035); WxHxD (320x100x160 mm); 4 x M20, 8 x M16, 17 x M12 cable grip | /002-000 | 850-827 |
|  | Item no.: 850-828 IP65 enclosure; Aluminium (RAL 7032); WxHxD (480x100x160 mm); 4 x M20, 10 x M16, 35 x M12 cable grip | | 850-828 |
|  | Item no.: 850-828/002-000 IP65 enclosure; Aluminium (RAL 7035); WxHxD (480x100x160 mm); 4 x M20, 10 x M16, 35 x M12 cable grip | /002-000 | 850-828 |
|  | Item no.: 850-834 IP65 enclosure; Polyester (RAL 7032); WxHxD (164x100x164 mm); 9 x M12, 4 x M20 | | 850-834 |
|  | Item no.: 850-835 IP65 enclosure; Polyester (RAL 7032); WxHxD (244x100x164 mm); 4 x M20, 4 x M16, 14 x M12 cable grip | | 850-835 |
|  | Item no.: 850-836 IP65 enclosure; Polyester (RAL 7032); WxHxD (324x100x164 mm); 4 x M20, 8 x M16, 17 x M12 cable grip | | 850-836 |

Downloads

Documentation

Manual

| | | | |
|--|---------|---------------|----------|
| Field side connection module 8+/8-0VDC / 24VDC | V 1.1.0 | pdf 2.0 MB | Download |
|--|---------|---------------|----------|

Bid Text

| | | | |
|------------------------|-------------|----------------|----------|
| 750-1607 IO-Klemmen | Oct 2, 2014 | doc 27.6 kB | Download |
|------------------------|-------------|----------------|----------|

Additional Information

| | | | |
|--|---------|-----------------|----------|
| Disposal; Electrical and electronic equipment, Packaging | V 1.0.0 | pdf 265.8 kB | Download |
|--|---------|-----------------|----------|

System Description

| | | | |
|--|---------|---------------|----------|
| Design Notes Basic conditions and recommendations for higher operational safety | V 2.0.0 | pdf 1.5 MB | Download |
|--|---------|---------------|----------|



| | | | |
|--|---------|-----------------|----------|
| Overview on WAGO-I/O-SYSTEM 750 approvals | | pdf 780.2 kB | Download |
| Use in Hazardous Environments Term definition, marking and installation regulations | V 1.0.0 | pdf 1.0 MB | Download |
| 750/753 Series I/O-System – General Product Information | | pdf 1.7 MB | Download |

CAD/CAE - Smart Data

CAD data

| | | | |
|----------------------|--|-----|----------|
| 3D Download 750-1607 | | URL | Download |
|----------------------|--|-----|----------|

Device Files

Device Driver

| | | | |
|---|-------------------------|---------------|----------|
| WAGO USB Service Cable Driver / 750 and 857 Series 759-923 | 6.5.3.0 Sep 10, 2014 | zip 4.8 MB | Download |
|---|-------------------------|---------------|----------|

Product family

750/753 Series I/O-System
[Learn more about the product family.](#)

[Show all products from the family](#)

Subject to changes.